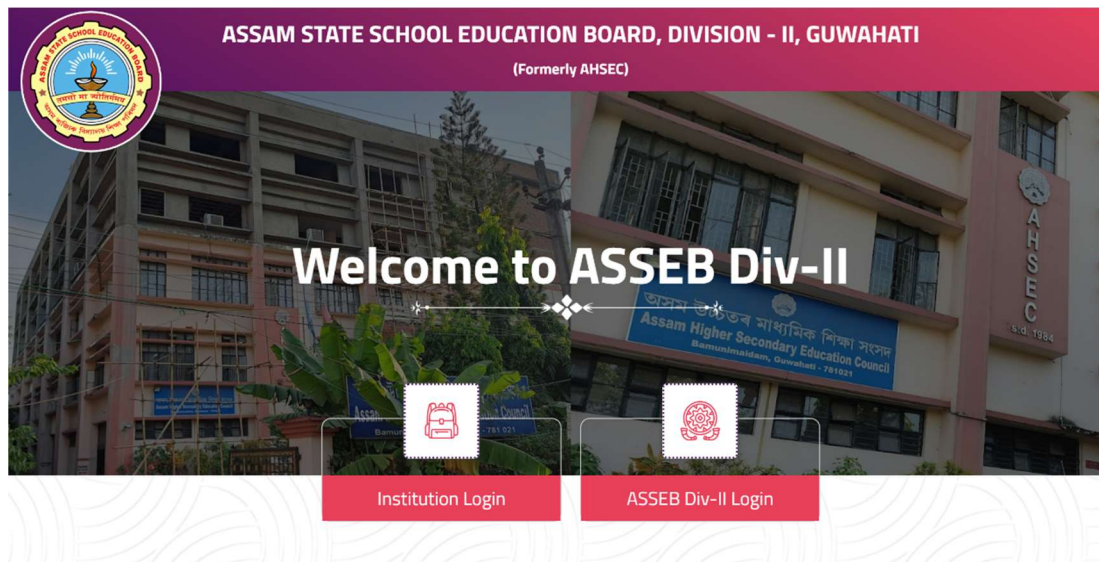


# ASSAM STATE SCHOOL EDUCATION BOARD, DIVISION - II

## STUDENT'S REGISTRATION MANUAL

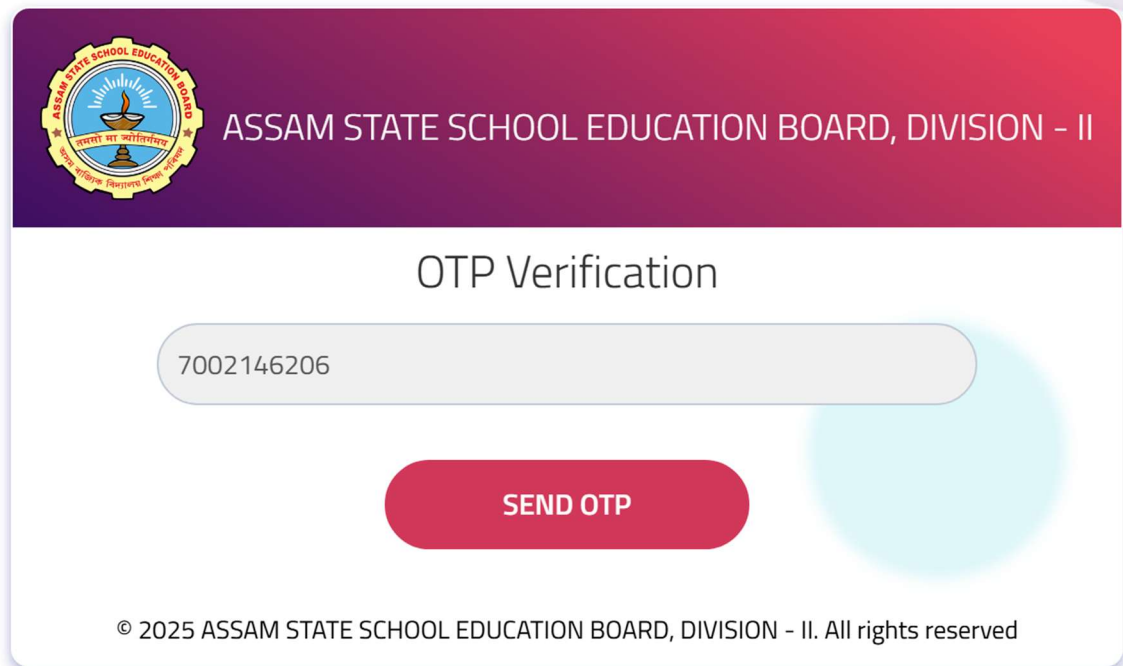
1. Open The URL <https://aseb.ahsecexam.in/> And Click on Institution Login to Set School Profile and Register the Students.



2. You will be prompted to enter your username and password. By default, your username is also your password for the first login.

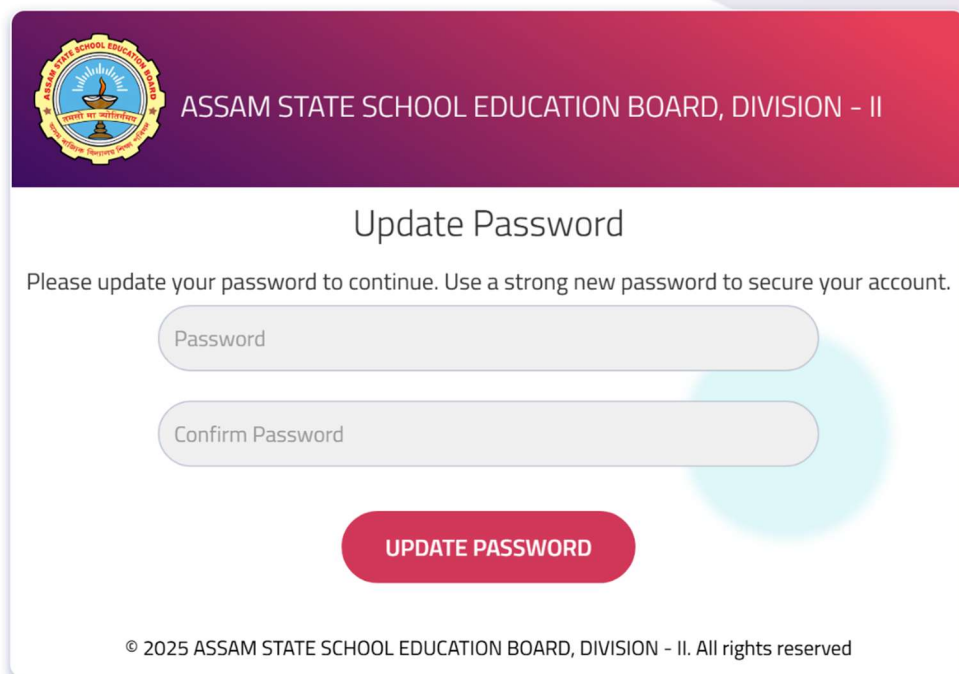
The screenshot shows the Admin Panel login page. The header is purple with the board's logo on the left and the text "ASSAM STATE SCHOOL EDUCATION BOARD, DIVISION - II" on the right. Below the header is the text "Welcome to Admin Panel". A message states: "Use a valid username and password to access your account, If you forgot your password then click on the link below to reset it or please contact the Helpline numbers below." Below this message is a purple button with a white icon and the text "STUDENTS REGISTRATION MANUAL". There are two input fields: "Username" and "Password". Below the "Password" field is a blue link "Forgot Password?". At the bottom is a red button with the text "LOGIN". At the very bottom is the copyright notice: "© 2025 ASSAM STATE SCHOOL EDUCATION BOARD, DIVISION - II. All rights reserved".

3. After entering the default username and password, you will be redirected to the mobile number verification screen. Enter your correct mobile number and click on the 'Send OTP' button to receive the OTP on the entered number.



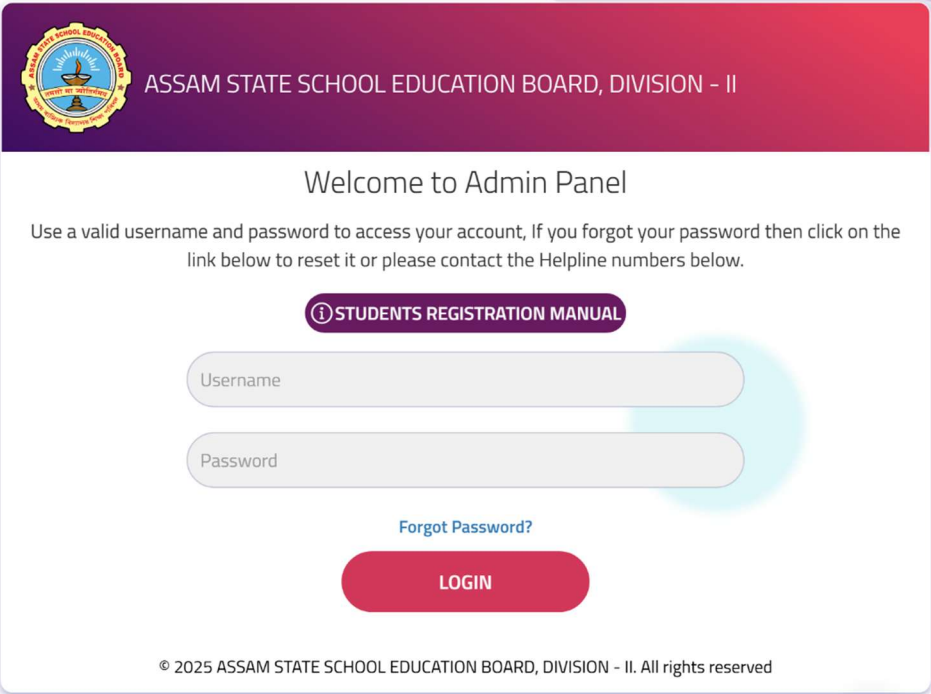
The image shows a mobile application screen for OTP verification. At the top, there is a header with the Assam State School Education Board logo on the left and the text "ASSAM STATE SCHOOL EDUCATION BOARD, DIVISION - II" on the right. Below the header, the title "OTP Verification" is centered. A text input field contains the number "7002146206". Below the input field is a red button labeled "SEND OTP". At the bottom, there is a copyright notice: "© 2025 ASSAM STATE SCHOOL EDUCATION BOARD, DIVISION - II. All rights reserved".

4. Next, enter the OTP on the following screen to verify your mobile number. Once verified, you will be redirected to set a new password to secure your login.



The image shows a mobile application screen for updating a password. At the top, there is a header with the Assam State School Education Board logo on the left and the text "ASSAM STATE SCHOOL EDUCATION BOARD, DIVISION - II" on the right. Below the header, the title "Update Password" is centered. Below the title, there is a instruction: "Please update your password to continue. Use a strong new password to secure your account." There are two text input fields: the first is labeled "Password" and the second is labeled "Confirm Password". Below the input fields is a red button labeled "UPDATE PASSWORD". At the bottom, there is a copyright notice: "© 2025 ASSAM STATE SCHOOL EDUCATION BOARD, DIVISION - II. All rights reserved".

5. After setting the new password, you will be redirected to the login screen. Enter your User ID and the new password you just set to log in successfully.



The screenshot shows the login interface for the Assam State School Education Board, Division - II. At the top, there is a purple header with the board's logo on the left and the text "ASSAM STATE SCHOOL EDUCATION BOARD, DIVISION - II" on the right. Below the header, the page is titled "Welcome to Admin Panel". A message instructs users to use a valid username and password, and provides a link to reset the password or contact helpline numbers. A purple button labeled "STUDENTS REGISTRATION MANUAL" is positioned above the login fields. The login fields consist of a "Username" input box and a "Password" input box. Below the password field is a blue link for "Forgot Password?". A red "LOGIN" button is centered below the fields. At the bottom, a copyright notice reads "© 2025 ASSAM STATE SCHOOL EDUCATION BOARD, DIVISION - II. All rights reserved".

ASSAM STATE SCHOOL EDUCATION BOARD, DIVISION - II

### Welcome to Admin Panel

Use a valid username and password to access your account, If you forgot your password then click on the link below to reset it or please contact the Helpline numbers below.

[STUDENTS REGISTRATION MANUAL](#)

Username

Password

[Forgot Password?](#)

LOGIN

© 2025 ASSAM STATE SCHOOL EDUCATION BOARD, DIVISION - II. All rights reserved

6. After a successful login, you will be redirected to the Institution Profile page by default. Here, you must review, verify, and submit the correct institution details. This step is mandatory.

ASSAM STATE SCHOOL EDUCATION BOARD, DIVISION - II

Home > Affiliations > DAKSHIN GUWAHATI SENIOR SECONDARY SCHOOL

DAKSHIN GUWAHATI SENIOR SECONDARY SCHOOL

NOTE: PLEASE UPDATE YOUR INSTITUTION DETAILS BEFORE PROCEEDING. FOR ANY DISCREPANCY PLEASE CONTACT ASSISTANCE.

General Info

Institution Code: 147434 Medium: PRE-ENGLISH

Institution Name: DAKSHIN GUWAHATI SENIOR SECONDARY SCHOOL Institution Sub Category: PRE-ENGLISH

Institution Category: SS - SR SECONDARY SCHOOL Do You Have URFIP Code? Yes/No

Academic Coordinator Name: MINIKA DAS URFIP Code: 1334638991

Phone: 7699054755 Email Address: DGP199932@gmail.com

Name of the Head of Institution: RINTU RATHAN Over email will go to email

Address Info

Address 1: SAWKUCHI TOL, BANSTHA, DIST. KAMRUP MR Address 2:

City/Town/Village: State: ASSAM

District: KAMRUP (METRO) India Country:

Pin Code: 781040 Post Office: SAWKUCHI

Education Block: Select Block Nearest Police Station: CAWAHATI

Institution's Bank A/c

Bank A/C No: 1859409189 Account Name: 1859409189

IFSC Code: CDM0202791 Bank Name: CENTRAL BANK OF INDIA

Bank Branch: LOHRA BRANCH

Institution's Stream wise Recognition Details

Arts Stream: Yes Arts Permission: RECOGNIZED

Arts Permission Year: 2009

Science Stream: No

Commerce Stream: No

Verify & Update

2024 © ASSAM STATE SCHOOL EDUCATION BOARD, DIVISION - II

- Now, click on the 'Registered Students' option under the 'Registration' menu in the side panel. Here, you will see a list of students along with their submission and payment status.

ASSAM STATE SCHOOL EDUCATION BOARD, DIVISION - II

Home > All Received Applications

Search Applications

Batch: 2025-26 District: 1B - KAMRUP (METRO)

Institution: 152532 - COTTON UNIVERSITY Medium: All

Category: All Gender: All

Student Name: Action Status: All

Verify Status: All Submitted: All

Submitted On: Registration Fees Paid: All

Search Reset

Received Registration Applications

To Proceed for Payment:

- Step 1: Select students from the list in the below section.
- Step 2: Click on Proceed for Payment button.

Proceed for Payment

Page 1 of 1 View 10 records | Found total 10 records

Actions	Submitted	Pay Status	Batch	Photo	Signature	Name	Stream	Medium	Registration No	Father's Name
	YES	Paid	2025-2026			NIKUNJ GOYAL	SCIENCE	ENGLISH	N/A	Karnal Go
	NO	Not Paid	2025-2026			ABDUL MATIN	SCIENCE	ENGLISH	N/A	Abdul Gaf
	YES	Payment Initiated	2025-2026			JAI INU JYOTI NATHI	COMMERCE	ASSAMESE	N/A	ARIJUN KJ
	YES	Paid	2025-2026			VISHAL SINGHA	SCIENCE	ENGLISH	N/A	BIRAJL CH
	NO	Not Paid	2025-2026			HIFI FN JFRIFA	ARTS	ENGLISH	N/A	Knowar F
	NO	Not Paid	2025-2026			HIMANGSHU DEKA	SCIENCE	ENGLISH	N/A	Tapari Das
	YES	Paid	2025-2026			PARITHA PRATIM BAISHYK	SCIENCE	ASSAMESE	N/A	PITAMBA
	YES	Paid	2025-2026			ANAMIKA DAS	SCIENCE	ASSAMESE	N/A	BABUL D
	NO	Not Paid	2025-2026			ABHISHEK KUMAR	SCIENCE	ENGLISH	N/A	GABHIRA

Page 1 of 1 View 10 records | Found total 10 records

2025 © ASSAM STATE SCHOOL EDUCATION BOARD, DIVISION - II

- Here, you can view or edit student details before final submission, including personal information, subject combinations, and more. After making the necessary changes, submit the details to finalize them.





## ASSAM STATE SCHOOL EDUCATION BOARD, DIVISION - II

CHECKLIST OF APPLICATION FORMS SUBMITTED ONLINE FOR REGISTRATION OF STUDENTS IN CLASS 11<sup>th</sup>, SESSION 2025-2026

Page : 000001

INSTITUTION CODE & NAME : 152532 - COTTON UNIVERSITY

ARN: No. : 170425-152532-2-810771 Student Id : 12359442  
 Name : NIKUNJ GOYAL Father's Name : KAMAL GOYAL Mother's Name : ARUNA GOYAL  
 Sex : MALE Category : GEN Aadhar No : 622900757162  
 Nationality : INDIAN Email :  
 Mobile : 7099919845 Stream : SCIENCE Medium : ENGLISH  
 Subjects Offered : Core-I: ENGL-ENGLISH Core-II: ALTE-ALTERNATIVE ENGLISH  
 Elec-I: PHYS-PHYSICS Elec-II: CHEM-CHEMISTRY  
 Elec-III: BIOL-BIOLOGY Elec-IV: AUTO-AUTOMOTIVE



I ( **NIKUNJ GOYAL** ) do hereby declare that my particulars stated above/changes made (strikeout the non applicable one) are true and correct.

Students Signature

ARN: No. : 170425-152532-2-265104 Student Id : 12359550  
 Name : JAHNU JYOTI NATH Father's Name : ARUP KUMAR NATH Mother's Name : JOYA MEDHI  
 Sex : MALE Category : OBC Aadhar No : 757141378239  
 Nationality : INDIAN Email : JAHNUJYOTI86@GMAIL.COM  
 Mobile : 9101912400 Stream : COMMERCE Medium : ASSAMESE  
 Subjects Offered : Core-I: ENGL-ENGLISH Core-II: MASS-MIL (ASSAMESE)  
 Elec-I: ACOU-ACCOUNTANCY Elec-II: BUST-BUSINESS STUDIES  
 Elec-III: FINC-FINANCE Elec-IV: ARIN-ARTIFICIAL INTELLIGENCE



I ( **JAHNU JYOTI NATH** ) do hereby declare that my particulars stated above/changes made (strikeout the non applicable one) are true and correct.

Students Signature

10. Once you have finalized the student details, checkboxes will appear next to each student in the list. You can select one or multiple students to proceed with the payment. Then, click on the 'Proceed for Payment' button to make the payment.

**To Proceed for Payment!**

- Step 1: Select students from the list in the below section.
- Step 2: Click on **Proceed for Payment** button.

[Proceed for Payment](#)

Page  of 1 | View  records | Found total 10 records

<input type="checkbox"/>	Actions	Submitted	Pay Status	Batch	Photo	Signature	Name	Stream	Medium	Registration No	Father's Name
<input type="checkbox"/>		YES	Paid	2025-2026			NIKUNJ GOYAL	SCIENCE	ENGLISH	N/A	Kamal G
<input type="checkbox"/>		NO	Not Paid	2025-2026			ABDUL MATIN	SCIENCE	ENGLISH	N/A	Abdul C
<input type="checkbox"/>		YES	Payment Initiated	2025-2026			JAHNU JYOTI NATH	COMMERCE	ASSAMESE	N/A	ARUP H
<input type="checkbox"/>		YES	Paid	2025-2026			VISHAL SINGHA	SCIENCE	ENGLISH	N/A	BIMAL
<input checked="" type="checkbox"/>		YES	Not Paid	2025-2026			HELEN JERIFA	ARTS	ENGLISH	N/A	Anowa
<input type="checkbox"/>		NO	Not Paid	2025-2026			HIMANGSHU DEKA	SCIENCE	ENGLISH	N/A	Tapan I
<input type="checkbox"/>		YES	Paid	2025-2026			PARTHA PRATIM BAISHYA	SCIENCE	ASSAMESE	N/A	PITAMI
<input type="checkbox"/>		YES	Paid	2025-2026			ANAMIKA DAS	SCIENCE	ASSAMESE	N/A	BABUL
<input type="checkbox"/>		NO	Not Paid	2025-2026			ABHISHEK KUMAR	SCIENCE	ENGLISH	N/A	GARIBI

Page  of 1 | View  records | Found total 10 records

11. When you proceed for the payment, you will be redirected to the SBI Payment Gateway, where you can either make the payment online or submit the challan details.

As per RBI Guidelines all cards (physical and virtual) shall be enabled for use only at contact-based points of usage [viz. ATM's and Point of Sale (POS)]

#### Payment Details

 Internet Banking

#### Order Summary

Order No.:  
120229

Merchant Name:  
Automation MercAWtest

Amount: 200.00

Processing fee:

GST:

Total:

APM ID: PG\_TRANS\_396

You can check the transaction status using the following link - [Click Here](#)

12. After successful payment, you can generate Form 50 by clicking on 'Registration Payment' in the side menu for your records